

2019



2020 04

)

(

“

”

2019

.....	5
.....	9
.....	11
.....	22
.....	41
.....	48
.....	48
.....	48
.....	49
.....	50
.....	57
.....	63
.....	214

	B		000056 200056
	Shenzhen Wongtee International Enterprise Co., Ltd.		
		350	28A01
	518048		
		350	28
	518048		
	www.wongtee000056.com		
	htgj@wongtee000056.com		

	350 28	350 28
	0755 82281888	0755 82535565
	0755 82566573	0755 82566573
	cj000056@21cn.com	htgj000056@163.com



	2010				
	+ +				
	1992				
		" "	1459.56		35%
	2006				
	2933.8952		13.28%		
		" "	3026.4192		13.70%
	2009	4		3026.4192	B
				2010	8
			100%		

	1061	A	16

	2019	2018		2017
	948,963,902.32	949,111,225.86	-0.02%	807,970,565.62
	50,601,071.03	90,652,194.53	-44.18%	120,153,545.65
	42,545,043.20	52,500,820.71	-	

/	0.04	0.08	-50.00%	0.10
/	0.04	0.08	-50.00%	0.10
	0.94%	1.68%	-0.74%	2.28%
	2019	2018		2017
	12,456,959,664.62	13,254,846,349.11	-6.02%	15,059,108,901.73
	5,449,056,013.05	5,360,676,343.88	1.65%	5,357,282,182.34

1

2

	217,564,153.73	267,768,317.54	237,837,209.87	225,794,221.18
	47,250,615.90	42,862,591.00	28,814,887.63	-68,327,023.50
	45,132,311.12	38,327,100.70	21,601,719.75	-62,516,088.37
	150,333,996.54	-128,962,002.05	173,111,860.79	106,503,062.82

	2019	2018	2017	
	7,071,785.44	1,507,010.14	-45,989.31	

	2,172,099.51	1,259,013.80	9,510,553.67
--	--------------	--------------	--------------

2019

+ +

6M

1

160

2

3

2019 2

2019 4 1

2019

11709

6% 2019 8

20

2009 2019 10

20%

2019 5

8000

,

10%

+

+ +

2-3

1

	51%

2

1

20

160

2

3

3

4

5

		2019		2018		
		193,437,224.75	68.07%	176,802,854.91	50.65%	9.41%
		25,027,906.76	8.81%	55,673,160.31	15.95%	-55.04%
		34,510,683.92	12.15%	36,553,695.14	10.47%	-5.59%
		31,178,130.83	10.97%	80,069,438.83	22.93%	-61.06%

6

7

8

	150,928,522.67
	15.90%
	2.14%

5

1		42,700,468.69	4.50%
2		39,595,502.71	4.17%
3		29,887,735.83	3.15%

4		20,299,145.24	2.14%
5		18,445,670.20	1.94%
	--	150,928,522.67	15.90%

		97,997,205.12
		54.61%
		6.64%

5

1		40,778,832.67	22.73%
2		30,558,674.27	17.03%
3		11,923,249.06	6.64%
4		8,261,069.12	4.60%
5		6,475,380.00	3.61%
	--	97,997,205.12	54.61%

3

	2019	2018		
	23,157,847.03	43,422,796.66	-46.67%	
	101,791,563.95	127,120,633.18	-19.93%	
	311,154,923.94	309,625,198.70	0.49%	

4

5

	2019	2018	
	1,250,727,847.04	1,929,825,453.84	-35.19%
	949,740,928.94	1,736,293,097.67	-45.30%
	300,986,918.10	193,532,356.17	55.52%
	361,221,102.38	2,705,610,555.40	-86.65%
	56,887,425.46	2,261,975,735.00	-97.49%
	304,333,676.92	443,634,820.40	-31.40%
	1,123,940,807.63	546,568,866.00	105.64%
	1,779,303,414.86	1,694,563,545.29	5.00%
	-655,362,607.23	-1,147,994,679.29	42.91%
	-50,039,268.62	-510,827,009.69	90.20%

1 55.52%

2 31.40%

3 42.91%

1

2

	6,934,385.64	5.37%		
	13,571,690.53	10.52%		
	1,657,310.96	1.28%		

1

2019

	2019	2019		
--	------	------	--	--

3.							719,201,411 .76	719,201,411 .76
	451,017,771.2 8						298,183,640 .48	749,201,411 .76
	9,484,068,838 .00							9,484,068,8 38.00

2019

1

+ +

2

2009

2019
2019

10
5
10%

8000

,

20%

3

2020

1

2

3

+ + + + +

6M

1

2

3

4

2020

+ +

1

2019 06 17			2019-01
			1
			0
			0
			1

3							
1	2017	2017 12 31		1,175,345,368		10	0.4
2	2018	2018				1,175,345,368	
	2,163,144	1,173,182,224			10	0.100057	
3	2019				A B	6,185,750	
	24,558,045.40						
			2020				2019

2019	0.00	50,601,071.03	0.00%	24,558,045.40	48.53%	24,558,045.40	48.53%
2018	11,738,595.24	90,652,194.53	12.95%	0.00	0.00%	11,738,595.24	12.95%
2017	45,974,549.42	120,153,545.65	38.26%	0.00	0.00%	45,974,549.42	38.26%

10		0
10		0
10		0
		1,169,159,618

					0.00
					24,558,045.40
					24,558,045.40
					107,249,789.41
					100%
			2019		50,601,071.03
2019	41,007,422.81	2018		81,742,614.09	
4,100,742.28		2018	11,399,505.21	2019	
107,249,789.41		2019	2,311,952,736.19		
			2019 12 24		
A B	6,185,750		24,558,045.40		, 2019
	22.90%				
2020			2019		

1

				2017 06 09	60	

			<p>2018 10 22 2018 11 21</p> <p>12</p> <p>2018 10 22</p> <p>14</p>			
			<p>2018 10 24</p> <p>1</p> <p>14 /</p>	<p>2018 10 24</p>	<p>6</p>	

			2019 8			
	;		2019 4,000 2020 5,000 2021 6,400	2018 25	12 96	
	; ; ; ; ; ; ; ;			2018 25	12 12	

2

	2019 01 01	2026 12 31	4,000	826.96		2018 12 10	

					2019 11 15		
--	--	--	--	--	------------	--	--

2018
 2019 8
 2019 4,000 2020 5,000 2021
 6,400
 10

22.34%

100%

“ ”

1

1 2019 2019
 2019 4 30 2019 9 19 2019
 2019 6 2019 2019 16

1	14,156,140.00	0.00 31,349,173.62

	150,997,761.71	
	0.00	0.00
	218,592,899.66	53,958,003.26
2	-81,739,331.94	-896,168.79

2

22

23

24

37

2017

2017

22

23

24

37

2019 6

2019 16

1		444,667,001.70	
		455,714,010.00	
		3,504,135.96	
			7,542,872.34
2		5,350,769.58	
		8,276,712.32	
		731,485.69	
			2,194,457.05
3		1,000,000.00	1,000,000.00
		1,000,000.00	
		30,000,000.00	1,000,000.00
		30,000,000.00	

2019 6

2019 16

		231,741,109.34		231,741,109.34
		14,156,140.00		14,156,140.00
		150,997,761.71		150,997,761.71
		1,595,077,474.00		1,595,077,474.00
		501,566,113.11		501,566,113.11
		236,020,771.82		236,020,771.82
		50,081,840.70		50,081,840.70
		1,000,000.00		1,000,000.00
		450,017,771.28		455,714,010.00
				8,276,712.32
		99,328,325.34		99,328,325.34
		30,000,000.00		30,000,000.00

		143,940,340.14		143,940,340.14
		31,349,173.62		31,349,173.62
		3,179,627,964.34		3,179,627,964.34
		1,000,000.00		1,000,000.00
(
)				

3 7 2019
 2019 5 9 7 2019 2019
 8 2019 6 10 2019 1 1
 2019 1 1
 4 12 2019
 2019 5 16 12 2019 2019 9
 2019 6 17 2019 1 1

2019 1 1

2



													2019-3 1
													2019
						270.6	7.43%	600				2019 04 25	2019-3 1
													2019
					25 /	1,636.8 1	2.67%	1,750			13-33 /	2019 04 25	2019-3 1
													2019
					25 /	128.66	0.21%	200			13-33 /	2019 04 25	2019-3 1
													2019
					1.5	542.10	0.88%	2,000			1-2	2019 04 25	2019

1

1

2

3

CBD

2019 4 10

10

70,005

		A4				
300,000	2016 03 30	285,000	; ;			
20,000	2019 03 30	7,802.88	;			
10,000						
60,000						

	2019 01 05	24,000	2019 01 05	24,000				
B1		224,000		B2		335,802.88		
B3		573,000		B4		297,802.88		
	2018 12 29	24,000	2018 12 29	24,000				
()	2019 04 10	19,144.42	2019 04 10	13,931.76				
C1		19,144.42		C2		37,931.76		
C3		43,144.42		C4		13,931.76		

A1+B1+C1	243,144.42	A2+B2+C2	373,794.01
A3+B3+C3	616,203.79	A4+B4+C4	311,794.01
A4+B4+C4		57.22%	
D		0	
E 70%		7,802.88	
F 50%		39,341.21	
D+E+F		47,144.09	

1 30

3000627642

POWERLAND

HOLDINGS LIMITED

100%

2 1568.5

3 2.4

2018

000355711

100%

2

3

1

		1,080	0	0

	1,080	0	0
--	-------	---	---

2

4

1

1

2

2

1

3

1

2018 10 24		
2018 10 24	6	1
2019 3 15		2019 3 12-14
	16,064,600	100,000,061.12

1

	28,589,219	2.43%				4,425	4,425	28,593,644	2.43%
3	28,521,319	2.43%				4,425	4,425	28,525,744	2.43%
	0	0.00%						0	0.00%
	28,521,319	2.43%				4,425	4,425	28,525,744	2.43%
4	67,900	0.01%				0	0	67,900	0.01%
	0	0.00%						0	0.00%
	67,900	0.01%				0	0	67,900	0.01%
	1,146,756,149	97.57%				-4,425	-4,425	1,146,751,724	97.57%
1	903,733,208	76.89%				-4,425	-4,425	903,728,783	76.89%
2	243,022,941	20.68%				0	0	243,022,941	20.68%
	1,175,345,368	100.00%				0	0	1,175,345,368	100.00%

5,900

75%

4,425

2019 1 29		2019 12 24	
2019 12 24		A B	6,185,750
0.53%			
A	5,369,102	0.46%	4.71 /
3.48/	22,737,737.33		
B	816,648	0.07%	2.86 /
2.15 /	2,098,958.10		
		B	2020
1 3		B	816,648

2



		21.73%	255,346,752	16,064,600	0	255,346,752		229,282,152	
		21.61%	253,939,477	47,600	0	253,939,477		242,165,935	
		6.99%	82,164,976	-25,722,700	0	82,164,976			
		6.18%	72,634,060	0	0	72,634,060		70,000,000	
		1.84%	21,576,850	0	0	21,576,850		16,431,188	
		1.70%	19,940,178	0	0	19,940,178		19,940,178	
		1.39%	16,350,844	0	0	16,350,844			
		1.23%	14,479,698	0	0	14,479,698			
		1.08%	12,655,252	0	0	12,655,252			
		0.83%	9,810,178	-10,130,000	0	9,810,178			
103					A		10		
			2015	9	9	36	2018	9	10
		50.70%					2019	12	31
									595,947,167
									10
						255,346,752			255,346,752
						253,939,477			253,939,477
						82,164,976			82,164,976

		72,634,060		72,634,060
		21,576,850		21,576,850
		19,940,178		19,940,178
BOCI SECURITIES LIMITED		16,350,844		16,350,844
77		14,479,698		14,479,698
		12,655,252		12,655,252
		9,810,178		9,810,178
10		2019 12 31		595,947,167
10	10	50.70%		
10		2019 12 31		255,346,752
	4	16,000,000		253,939,477
		11,070,316		

10

10

10

10

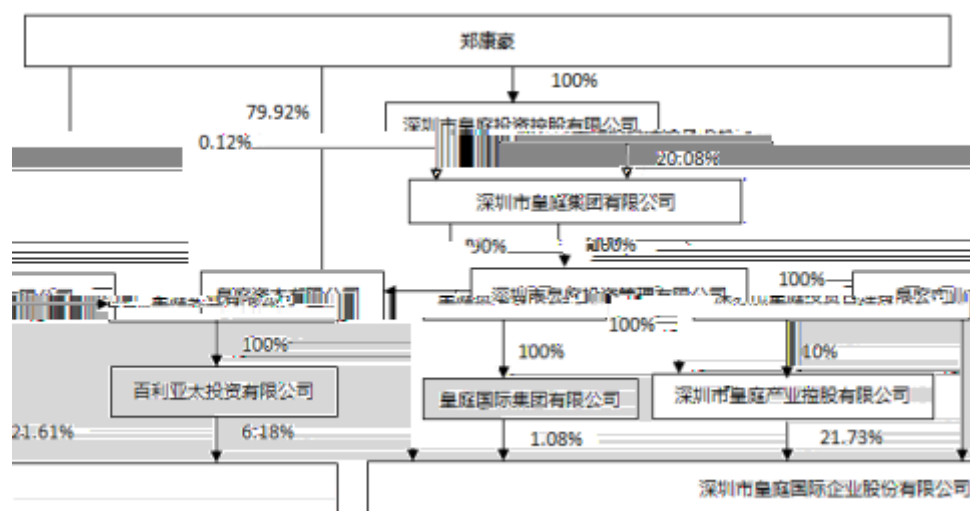
2

	/			
		2010 05 19	914403005571698665	; ; () ; ()
		2013 09 16	914403000798364759	; ; (); ()
		2009 02 26	50595308	
		2007 05 07	37908138	

--	--

3

	2019		
10			



4

10%

					09 26	09 25						
					2018 40 06 22	2022 09 25	271,800					271,800
					2019 38 09 26	2022 09 25	203,700					203,700
					2019 31 09 26	2022 09 25	0					0
					2013 □ 2019 65 09 23	09 26	0					

2008 -2015

2010 9

1973

1982

2019 9

1989

2015 7

2019 5

2019 9

3

			2010 08 06		
			2007 05 07		

			2016 05 06		
			2016 07 12		

			2019 09 17		
			1993 12 01		
			2013 05 10	2019 05 16	
			2018 11 23		
		CEO	2017 10 01	2019 05 01	
			2019 05 01		
			2016 12 29		
			2013 09 12		
			2019 11 13		

2018

<

>

2018 4 19

			44		74.3	

	72
	39
	7
	2
	44
	241
	618
	17
	128
	144
	329
	618

2

3

4

	570,920
	7,281,894.80

1

2

3

4

5

6

1

7

1

2018		64.58%	2019 05 16	2019 05 17	2018 2019-39

2019

2

3

<http://www.cninfo.com.cn> 2019

1

5

1

2

5
2018

3

2018

2018

2019 4

2018

2018

2019

2019

3

5

3

4

5

3

2018

,
2019

1

2

	2020 04 28	
	2019	
	www.cninfo.com.cn	
	100.00%	
	100.00%	

	: ×0.5%; :	: ×0.5%; : ×1%; : ×1%;
	×1%; ×1%	×1%; : ×1%.

	2020 04 24
	[2020] ZI10245

[2020] ZI10245

2019 2019 12 31

2019 2019 12 31

2019

2019

1

2

3

4

5

6

•

2020 4 24

2019 12 31

		170,331,286.95	231,741,109.34
			14,156,140.00
		199,042,911.23	150,997,761.71
			1,595,077,474.00
		2,697,605.68	32,703,967.76
		1,166,557,056.06	501,566,113.11
		7,634,010.11	15,293,510.77
		97,733,282.69	236,020,771.82
		84,859,209.15	50,081,840.70
		1,728,855,361.87	2,827,638,689.21
			451,017,771.28
		187,398,816.20	99,328,325.34
		31,845,679.07	37,100,309.33
		719,201,411.76	
		30,000,000.00	
		9,484,068,838.00	9,484,068,838.00
		46,418,888.43	51,187,108.61
		99,198,446.03	116,130,549.72
		2,543,422.86	3,074,540.77
		7,341,961.56	11,110,896.61
		68,237,784.55	77,838,225.25
		41,814,804.29	55,426,790.58
		10,034,250.00	40,924,304.41
		10,728,104,302.75	10,427,207,659.90
		12,456,959,664.62	13,254,846,349.11

2019 12 31

		731,640,000.00	350,000,000.00
		173,249,973.68	218,592,899.66
		56,246,726.12	54,874,727.01
		11,253,842.00	23,770,089.47
		22,345,466.13	69,391,463.19
		334,425,486.13	357,547,055.70
		776,350,887.85	1,089,752,500.00
			20,000,000.00
		2,105,512,381.91	2,183,928,735.03
		3,126,170,000.00	3,713,949,292.00
		116,417,941.94	18,000,000.00
		14,762,106.14	16,685,231.14
		11,962,827.57	18,732,389.60
		1,527,211,860.00	1,496,921,892.51
		4,796,524,735.65	5,264,288,805.25
		6,902,037,117.56	7,448,217,540.28
		1,175,345,368.00	1,175,345,368.00
		1,926,812,972.26	1,895,076,222.46
		186,889,390.41	162,331,345.00
		266,303,270.46	226,498,328.55
		144,221,372.70	140,120,630.42
			37,762,337.00
		2,123,262,420.04	2,048,204,802.45
		5,449,056,013.05	5,360,676,343.88
		105,866,534.01	

2019 12 31

		137,693,341.14	143,940,340.14

2019 12 31

		731,640,000.00	300,000,000.00
		57,821,021.76	53,958,003.26
		21,118,971.57	21,254,737.88
		1,111,812.00	5,732,128.67
		3,213,811.29	6,071,141.59
		214,367,442.37	321,737,824.34
		562,200,000.00	508,932,500.00
		1,591,473,058.99	1,217,686,335.74
		310,670,000.00	634,800,000.00
		6,292,418.52	3,070,178.39
		316,962,418.52	637,870,178.39
		1,908,435,477.51	1,855,556,514.13
		1,175,345,368.00	1,175,345,368.00
		2,311,952,736.19	2,311,952,736.19
		186,889,390.41	162,331,345.00
		9,666,720.39	
		115,132,564.61	111,031,822.33
		107,249,789.41	81,742,614.09
		3,532,457,788.19	3,517,741,195.61
		5,440,893,265.70	5,373,297,709.74

2019

		948,963,902.32	949,111,225.86
		948,963,902.32	949,111,225.86
		742,792,844.85	853,881,613.58
		284,153,946.26	349,099,149.19
		22,534,563.67	24,613,835.85
		23,157,847.03	43,422,796.66
		101,791,563.95	127,120,633.18
		311,154,923.94	309,625,198.70
		308,174,456.88	308,638,923.73
		1,621,591.59	6,210,632.47
		2,511,533.43	1,662,671.56
		-	6,934,385.64
		-281,867.50	54,275,336.60

2019

		113,608,360.96	123,416,113.53
		56,554,211.76	69,129,848.26
		1,131,804.01	859,371.56
		766,082.95	46,676.00
		27,628,127.40	32,731,595.27
		58,866,748.93	30,125,948.15
		57,780,077.14	32,886,224.96
		1,211,848.66	4,049,639.40
		81,056.26	158,753.21
	-	71,161,537.28	81,405,873.04
		114,837.63	13,577.15
	-		
	-		
	-	-896,168.79	
	-		-1,643,363.19
	-		
	-	39,007,810.66	70,443,937.35
		3,320,959.33	8,734,420.65
		332,424.54	150,000.00
	-	41,996,345.45	79,028,358.00
		988,922.64	
	-	41,007,422.81	79,028,358.00
	-	41,007,422.81	79,028,358.00
	-		
		9,666,720.39	
		9,666,720.39	
1			
2			
3		9,666,720.39	
4			
1			
2			
3			
4			
5			
6			
7			
8			
9			
		50,674,143.20	79,028,358.00

923,240,943.66	1,106,510,827.33
204,187,708.37	265,918,615.26
	419,000,000.00
8,000,000.00	
	1,958,843.25
115,299,195.01	136,437,168.00
1,250,727,847.04	1,929,825,453.84
420,054,166.10	630,942,366.88
24,965,840.15	57,603,822.05
	489,000,000.00
85,000,000.00	
119,808,232.05	152,328,553.15
90,800,600.35	120,158,939.52
209,112,090.29	286,259,416.07
949,740,928.94	1,736,293,097.67
300,986,918.10	193,532,356.17
283,044,926.23	2,658,488,303.75
75,903.11	47,108,777.89
658,010.78	13,473.76
77,442,262.26	
361,221,102.38	2,705,610,555.40
56,887,425.46	122,325,734.00
	2,139,650,001.00

2019

	1,175,345,368.00				1,895,076,222.46	162,331,345.00		140,120,630.42	37,762,337.00	2,048,204,802.45	5,360,676,343.88	445,952,464.95	5,806,628,808.83
										2,194,457.05	9,737,329.39		9,737,329.39
	1,175,345,368.00				1,895,076,222.46	162,331,345.00		140,120,630.42	37,762,337.00	2,050,399,259.50	5,370,413,673.27	445,952,464.95	5,816,366,138.22
	-				31,736,749.80	24,558,045.41		4,100,742.28	-37,762,337.00	72,863,160.54	78,642,339.78	-340,085,930.94	-261,443,591.16
										50,601,071.03	50,601,071.03	25,673,433.69	76,274,504.72
					6,320.59	24,558,045.41					-24,551,724.82	-365,759,364.63	-390,311,089.45
1						24,558,045.41					-24,558,045.41	-365,759,364.63	-390,317,410.04
2													
3													
4					6,320.59						6,320.59		6,320.59
								4,100,742.28	56,525,900.00	-72,026,147.49	-11,399,505.21		-11,399,505.21
1								4,100,742.28		-4,100,742.28			
2									56,525,900.00	-56,525,900.00			
3										-11,399,505.21	-11,399,505.21		-11,399,505.21
4													
1													
2													
3													

4

2019

	1,175,345,368.00				1,960,435,626.83	162,331,345.00	202,422,407.75		132,217,794.62		2,049,192,330.14	5,357,282,182.34	486,042,348.39	5,843,324,530.73
					-20,000,000.00							-20,000,000.00		-20,000,000.00
	1,175,345,368.00				1,940,435,626.83	162,331,345.00	202,422,407.75		132,217,794.62		2,049,192,330.14	5,337,282,182.34	486,042,348.39	5,823,324,530.73
-					-45,359,404.37		24,075,920.80		7,902,835.80	37,762,337.00	-987,527.69	23,394,161.54	-40,089,883.44	-16,695,721.90
							24,075,920.80				90,652,194.53	114,728,115.33	28,010,152.28	142,738,267.61
					-16,733,909.02							-16,733,909.02	-68,100,035.72	-84,833,944.74
1													-68,100,035.72	-68,100,035.72
2														
3														
4					-16,733,909.02							-16,733,909.02		-16,733,909.02
									7,902,835.80	37,762,337.00	-91,639,722.22	-45,974,549.42		-45,974,549.42
1									7,902,835.80		-7,902,835.80			
2										37,762,337.00	-37,762,337.00			
3											-45,974,549.42	-45,974,549.42		-45,974,549.42
4														
1														

2														
3														
4														
5														
1														
2														
					-28,625,495.35							-28,625,495.35	-28,625,495.35	
	1,175,345,368.00				1,895,076,222.46	162,331,345.00	226,498,328.55		140,120,630.42	37,762,337.00	2,048,204,802.45	5,360,676,343.88	445,952,464.95	5,806,628,808.83

2019

	1,175,345,368.00				2,311,952,736.19	162,331,345.00			111,031,822.33	81,742,614.09	3,517,741,195.61
	1,175,345,368.00				2,311,952,736.19	162,331,345.00			111,031,822.33	81,742,614.09	3,517,741,195.61
-						24,558,045.41	9,666,720.39		4,100,742.28	25,507,175.32	14,716,592.58
										41,007,422.81	41,007,422.81
						24,558,045.41					-24,558,045.41
1						24,558,045.41					-24,558,045.41
2											
3											
4											
									4,100,742.28	-15,500,247.49	-11,399,505.21
1									4,100,742.28	-	

2,311,952,737.19	162,331,345.00			103,128,986.53	56,591,641.31	3,484,687,388.03
2,311,952,737.19	162,331,345.00			103,128,986.53	56,591,641.31	3,484,687,388.03
-1.00				7,902,835.80	25,150,972.78	33,053,807.58
					79,028,358.00	79,028,358.00

	1,175,345,368.00				2,311,952,736.19	162,331,345.00			111,031,822.33	81,742,614.09	3,517,741,195.61

12

13

14

()

15

()

12

()

()

1 1 12 31

()

12

()

()

()

1

2

1



3

4

()

-
- 1
 - 2
 - 3
 - 4
 - 5

()



2

3

4

5

6

2019 1 1

1

2

3

4



5

3

1

2

1

2

4

5

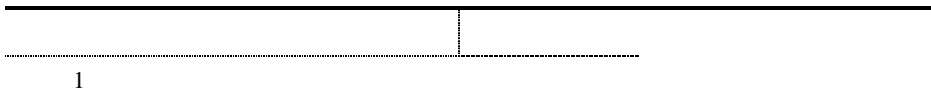
6

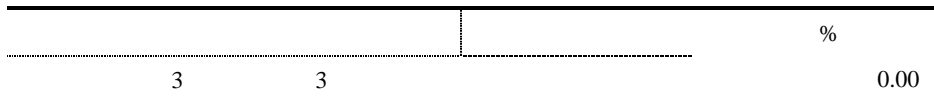
2019 1 1

12

30

97





100 (100

)

2

.....

		%
3	3	0.00
3	6	1.00
6-12	12	5.00
12-24	24	20.00
24		100.00

3

()

2019 1 1

1

6

2

1.5%

2%

25%

50%

100%

3

2019 1 1

1

1

2


3

4

1%

2

102



4

5

1

2

3

a

b

()

1

2

()

1

2

1

()

- 1
- 2
- 3
- 4

1

5%

2

()

1

1

2

2

			(%)	(%)
		30	10.00	3.00

1

2

3

2

3

3

4

()

1

1

2

2



50

5

1

2

3

4

5

()

1

2

1

2

()

3

()
1

1
2
3

2

()

()

[]

1

[] []

()

1

1

2

3

4

5

2

3

1

2

4

5

()
1

1

2

()

()

1

1

2

2

1

2

()

1

2

3

()

()

(1)

(2)

(3)

()

1

1

2019

2019

2019 4 30

2019 9 19

2019

2019 6

2019

2019 16

1	14,156,140.00	0.00	
	150,997,761.71		31,349,173.62
	0.00		
	218,592,899.66	0.00	53,958,003.26

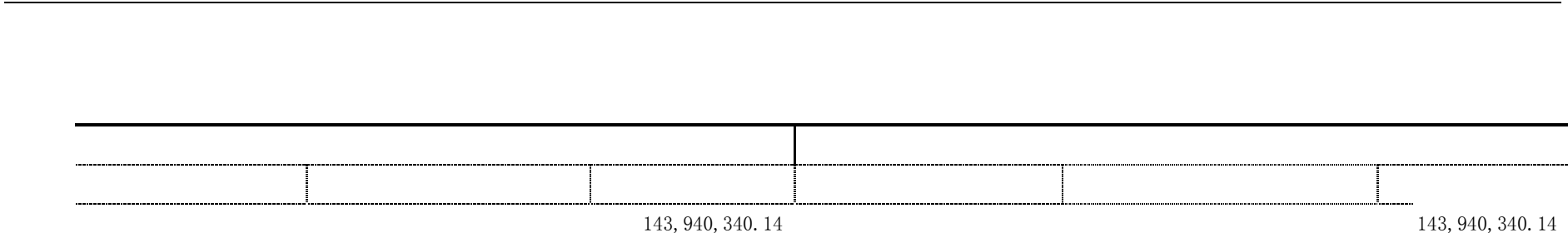
23

24

37

2019 6

2019 16









	31,349,173.62	31,349,173.62		
	30,787,267.00	30,787,267.00		
	3,179,627,964.34	3,179,627,964.34		
	43,774.84	43,774.84		
		1,000,000.00	1,000,000.00	1,000,000.00
	3,385,748,519.94	3,386,748,519.94	1,000,000.00	1,000,000.00
	1,000,000.00		-1,000,000.00	-1,000,000.00
	1,951,559,230.94	1,951,559,230.94		
	12,137,238.00	12,137,238.00		
	4,639,242.64	4,639,242.64		

	5,373,297,709.74	5,373,297,709.74			
	300,000,000.00	300,000,000.00			

	2,311,952,736.19	2,311,952,736.19		
	162,331,345.00	162,331,345.00		

()

1		2019	13					2019
	1	1	2021	12	31			100
			25%			20%		
			100		300		50%	20%
2			2018			3		2017
				2018	4	1		200
			8.25%				16.5%	
						7.5%	15%	

()

	184,530.41	200,217.38
--	------------	------------

2	3	5,501,633.19	1,086,658.59
3	4	834,095.51	1,567,531.52
4	5	1,567,179.34	9,692.48
5		895,093.35	885,400.87
		215,735,427.15	162,526,032.94
		16,692,515.92	11,528,271.23
		199,042,911.23	150,997,761.71

2

1

		%		%	
	7,834,900.15	3.63	3,696,973.85	47.19	4,137,926.30
	207,900,527.00	96.37	12,995,542.07	6.25	194,904,984.93

	7,834,900.15	3,696,973.85		
--	--------------	--------------	--	--

			%
1	129,469,766.94	6,473,488.35	5.00
1 2	51,293,687.47	5,129,368.76	10.00
2 3	3,245,114.16	486,767.13	15.00
3 4	51,966.60	15,589.98	30.00
4 5	9,853.96	4,926.98	50.00
5	885,400.87	885,400.87	100.00

		(%)	
	8,376,803.37	3.88	443,702.74
	117,676,197.46	54.55	6,819,773.47

6

7

()

1



2

	75,922,526.00	63,680,000.00	139,602,526.00		
	75,922,526.00	63,680,000.00	139,602,526.00		

()

1

		(%)		(%)
1	2,579,130.68	95.60	32,632,773.68	99.78
1 2	80,000.00	2.97	32,119.08	0.10
3	38,475.00	1.43	39,075.00	0.12
	2,697,605.68	100.00	32,703,967.76	100.00

2

		(%)
	2,000,000.00	74.14
	350,000.00	12.97
	65,400.00	2.42
	60,000.00	2.22
	57,699.11	2.14
	2,533,099.11	93.89

()

	248,616.12	49,425,760.17
	89,430,043.19	99,366,714.66

1

1

	248,616.12	1,779,505.00
		47,646,255.17
	248,616.12	49,425,760.17
	248,616.12	49,425,760.17

2

		%		%	
	1,002,000.00	0.09	1,002,000.00	100.00	
	1,084,668,288.77	99.91	7,789,892.02	0.72	1,076,878,396.75
	1,085,670,288.77	100.00	8,791,892.02		1,076,878,396.75

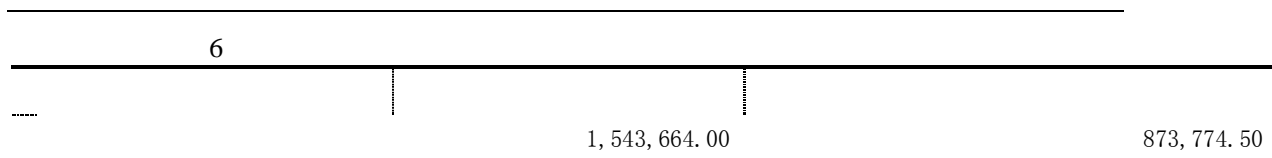
%

%

				%
2	3	35,919,543.32	5,387,931.50	15.00
3	4	47,022.32	14,106.69	30.00
4	5	18,690.35	9,345.18	50.00
5		330,000.00	330,000.00	100.00
		77,139,382.51	7,789,892.02	

				%
		1,543,664.00		
		19,804.88		
		26,849,205.86		
		21,943,769.53		
		50,356,444.27		

	12	()	()	
--				
--				
	3,910,368.28		2,000.00	3,912,368.28
			3,200,000.00	3,200,000.00



2

	363,169.81		68,826.81	294,343.00
	363,169.81		68,826.81	294,343.00

()

		97,733,282.69		236,020,771.82
		97,733,282.69		236,020,771.82

	97,733,282.69		97,733,282.69	236,020,771.82	236,020,771.82
	16,146,940.72		16,146,940.72	11,201,804.30	11,201,804.30
	97,733,282.69		97,733,282.69	236,020,771.82	236,020,771.82

()

			39,898,294.16	44,921,187.79

	450,017,771.28	450,017,771.28
	451,017,771.28	451,017,771.28

()

1

	142,531,559.56	142,531,559.56	99,328,325.34	99,328,325.34
	26,015,696.48	26,015,696.48	13,460,682.27	13,460,682.27

()

1											

440,226.47

114,837.63

555,064.10

()

1

719, 201, 411. 76

3	9,484,068,838.00			9,484,068,838.00

2

(%)

*7 [2020] 136 2019 12 31
797,150,800.00 5% 2019 12 31

3

22	4,032,928.00
----	--------------

()

1

	46,418,888.43	51,187,108.61
	46,418,888.43	51,187,108.61

2

1

1

90,946,946.27

11,404,583.94

11,624,359.55

113,975,889.76

4	1,742,560.00			1,742,560.00
4				
1	41,509,971.59	2,111,863.12	2,797,053.72	46,418,888.43
2	44,139,821.99	3,056,634.92	3,990,651.70	51,187,108.61

3

4

5

6


	404,063.08	

7

()

1

		99,198,446.03	116,130,549.72



	13, 442, 412. 00
--	------------------

13, 442, 412. 00

3

()

1

	31,531,701.31				31,531,701.31
	3,768,935.05				3,768,935.05
	7,341,961.56				7,341,961.56
	42,642,597.92				42,642,597.92
	31,531,701.31				31,531,701.31
			3,768,935.05		3,768,935.05
	31,531,701.31		3,768,935.05		35,300,636.36
	3,768,935.05		-3,768,935.05		
	7,341,961.56				7,341,961.56
	11,110,896.61		-3,768,935.05		7,341,961.56

()

1

	17,725,249.02	4,430,882.90	78,252,154.84	19,457,337.80
	149,535,685.53	37,383,921.39	143,877,811.13	35,969,452.78
	167,260,934.55	41,814,804.29	222,129,965.97	55,426,790.58

2

	71,863,494.36	17,965,873.59		
	6,036,983,945.64	1,509,245,986.41	5,987,687,570.02	1,496,921,892.51
	6,108,847,440.00	1,527,211,860.00	5,987,687,570.02	1,496,921,892.51

3

			73,661,832.50	41,461,976.31
			415,078,159.61	766,195,047.80
			488,739,992.11	807,657,024.11

()



2019 12 31

0

35,000

2

()

1

	89,078,504.16	139,190,856.97
	5,398,184.20	5,629,407.12
	61,040,962.30	57,113,354.79
	17,732,323.02	16,659,280.78
	173,249,973.68	218,592,899.66

2

.....

-	42,072.20	7,809,835.51	7,844,014.21	7,893.50
	15,769.75	4,463,481.70	4,429,411.45	49,840.00
	23,770,089.47	108,943,577.81	121,459,825.28	11,253,842.00

2

1	22,711,897.27	85,240,427.66	97,704,689.47	10,247,635.46
2	4,800.00	4,303,516.46	4,222,896.76	85,419.70
3	110,176.39	3,251,520.46	3,357,877.37	3,819.48

	11,284,399.20	12,763,559.75
	323,141,086.93	344,783,495.95
	334,425,486.13	357,547,055.70

1

	9,697,144.68	11,912,900.67

()

	746,228,797.00	1,009,752,500.00
	30,122,090.85	80,000,000.00
	776,350,887.85	1,089,752,500.00

1

*1	11,200,000.00	349,200,000.00
*2	530,000,000.00	40,000,000.00

()

|

|

|

|

()

	98,717,277.07	4,100,742.28		102,818,019.35
	41,403,353.35			41,403,353.35
	140,120,630.42	4,100,742.28		144,221,372.70

()

	37,762,337.00	56,525,900.00	94,288,237.00	
	37,762,337.00	56,525,900.00	94,288,237.00	

()

		2,048,204,802.45	2,049,192,330.14	
	+	2,194,457.05		
		2,050,399,259.50	2,049,192,330.14	
		50,601,071.03	90,652,194.53	
		4,100,742.28	7,902,835.80	
		56,525,900.00	37,762,337.00	
		11,399,505.21	45,974,549.42	
		-94,288,237.00		
		2,123,262,420.04	2,048,204,802.45	

()

	943,725,940.84	281,433,445.15	940,167,149.05	346,838,403.73
	5,237,961.48	2,720,501.11	8,944,076.81	2,260,745.46
	948,963,902.32	284,153,946.26	949,111,225.86	349,099,149.19

	31,203,887.33	91,824,182.51
	5,237,961.48	8,944,076.81
	948,963,902.32	949,111,225.86

()

	2,813,205.11	3,167,025.48

()

	308,174,456.88	308,638,923.73
	1,621,591.59	6,210,632.47
	2,083,338.33	5,089,497.77
	1,682,614.41	1,296,530.25

			/
	2,172,099.51	1,420,613.80	

*1

2019 2 28 2019 4 23
1,000,000.00 200,000.00

*2 2019 12 23
200,000.00

*3 2019 12 20
2018 166,200.00

*4 [2016]308

2019 6 21
10,000.00

*5 [2017]150

2019 12 23
300,000.00

*6 61,962.14

*7 64,867.77

*8 2019 6 27 2019 7 31
40,608.00 67,461.60 108,069.60

*9 2019 1 29
1,000.00

*10 2019 11 7
60,000.00

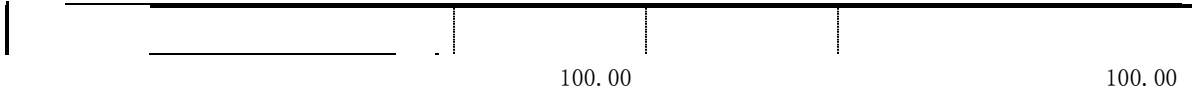
()

	-281,867.50	54,275,336.60
	6,677,062.36	1,539,070.58
	25,886.99	

67,110.89

	463,287.67	
		5,787,691.52
	6,934,385.64	108,910,876.60

()



		948,592.02	6,431,160.18
--	--	------------	--------------

1		
	76,274,504.72	118,662,346.81
	81,739,331.94	

6, 557, 737. 74

1

	817,907.19	6.9762	5,705,884.14
	158,224.74	0.89578	141,734.56
	6,425.72	6.9762	44,827.11
	11,185,000.00	6.9762	78,028,797.00

()

1

2

	2,172,099.51	2,172,099.51	1,420,613.80

()

()

()



3

4

()

()

1

100

100

183

	100	-1,588,502.95	100
	1,588,502.95		

2



()

			719,201,411.76	719,201,411.76
			30,000,000.00	30,000,000.00
1.				
1			30,000,000.00	30,000,000.00
2				
		9,484,068,838.00		9,484,068,838.00
1.				
2.		9,484,068,838.00		9,484,068,838.00
3.				
		9,484,068,838.00	749,201,411.76	10,233,270,249.76

()





		754.72	
		20,496.22	
			746,855.34
			1,635,220.11
			1,041,666.66
			628,930.81
			628,930.81
			1,242,138.38
			746,855.34
			628,930.81
			1,226,415.10

			22,402.59
		180,880.78	
		90,193.10	258,742.24
			18,429.31
		288,028.37	581,774.14
		52,002.72	98,244.83
		28,141.03	120,574.33
		27,612.07	5,927.59
		16,179.31	65,172.41
		4,676.46	23,913.79
		177,085.13	

2

			2,071,428.57
			732,815.09
			2,071,428.57
		302,068.58	
		7,552,928.77	

		957,777.00	2,861,154.36
		6,209,947.00	

3

	50,000,000.00	2018/9/20	2019/3/20

	34,820,000.00	2018/8/5	2019/2/4
	17,400,000.00	2019/2/5	2019/8/4
	160,000,000.00	2018/11/15	2019/2/26
	115,000,000.00	2019/2/27	2019/4/11
	67,960,000.00	2019/4/12	2019/5/15
	80,000,000.00	2016/12/8	2019/5/15

		109,732,500.00	2019/2/2	2019/5/13
		79,732,500.00	2019/5/14	2019/5/21
		69,732,500.00	2019/5/22	2019/6/6
		59,732,500.00	2019/6/7	2019/6/21
		49,732,500.00	2019/6/22	2019/6/26
		29,732,500.00	2019/6/27	2019/7/3
		19,732,500.00	2019/7/4	2019/7/8
		50,000,000.00	2018/9/13	2019/9/12
		156,000,000.00	2018/11/4	2019/1/23
		153,000,000.00	2019/1/24	2019/4/15

*1	350,000,000.00	2019/6/20	2022/6/19	
*3	78,980,750.19	2019/5/15	2026/5/15	

	441,172,461.99	2019/12/31	2020/4/30	
	31,304,097.49	2019/12/31	2019/12/31	

5

		600,000,000.00		
				691,015,700.00

6

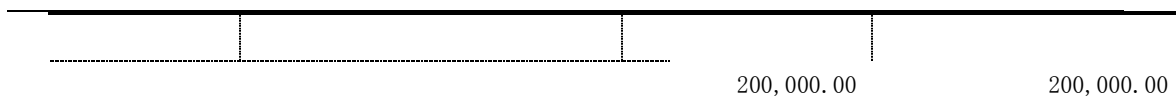
		11,181,173.29		12,814,283.67

()

1

		3,734,030.40	396,044.56	3,734,030.40	209,343.04
		2,379,968.61	237,996.86	2,579,968.61	128,998.43
				200,000.00	10,000.00
		200,000.00	20,000.00	200,000.00	10,000.00
		4,400,000.00	440,000.00	4,400,000.00	220,000.00
		67,954.53	3,397.73	1,505.00	75.25
		1,627,974.80	81,398.74	511,022.88	25,551.14
		48,640,683.63	4,490,372.06	41,946,804.76	2,294,666.14
		2,492,776.00	139,106.75	1,062,494.00	53,124.70
		19,919,091.07	995,954.55	665,268.39	33,263.42
		8,376,803.37	443,702.74	497,251.30	24,862.57
		276,178.00	19,734.70	2,129,723.72	106,486.19

		50,228.00	2,511.40		
		297,674.00	14,883.70		
		40,430.73		32,291.23	
				3,000.00	





443.00

()

()

	*1	15,685,000.00	2018/4/30	2019/5/21	
	*1	11,185,000.00	2019/5/22	2022/3/28	
		140,000,000.00	2018/11/22	2019/6/21	
	*1	2,960,000,000.00	2018/12/21	2019/12/20	

		4.5							
				1.5				3	
2015	8								2015
		1852-1855	1857-1860						
					2016	12	30		
A			B		8				
								C	
			2015	8					
25%	D	8							
	2017	2							2018
									8
				2019	12	31			
				16,685,231.14				1	
				2,846,225.00					923,100.00
					1,923,125.00			2019	12
									31
		5,307,715.38						14,762,106.14	6

()

2020

816,648		B
1,175,345,368	1,174,528,720	

()

			2020	4
3	2020			
				2020
30				
	2020		2,000	
				2020

()

			2019	11
29	2019	2019	12	17
				2019
			51%	
	60,000			1
10			6,000	2
	24,600	3	2020	6
	29,400			30
30,600		29,400		
			2020	6
			2020	4
				30

()

1

	50,601,071.03	90,652,194.53

2

()

1

4

A

B

C

D

2

	612,804,648.8 6	256,576,175.4 4	43,141,229.21	36,441,848.8 1		948,963,902.3 2
	193,437,224.7 5	25,027,906.76	34,510,683.92	31,178,130.8 3		284,153,946.2 6

()

2019 4 10

SHENZHEN UNITED AVIATION
DEVELOPMENT CO., LTD.

1596 6301

13,007

7,567

1

()

1

2019 12 1

51% 2,550

2020 4 10

1,785

30

100

2

2019 10 11

20%

2,391.80

2,100

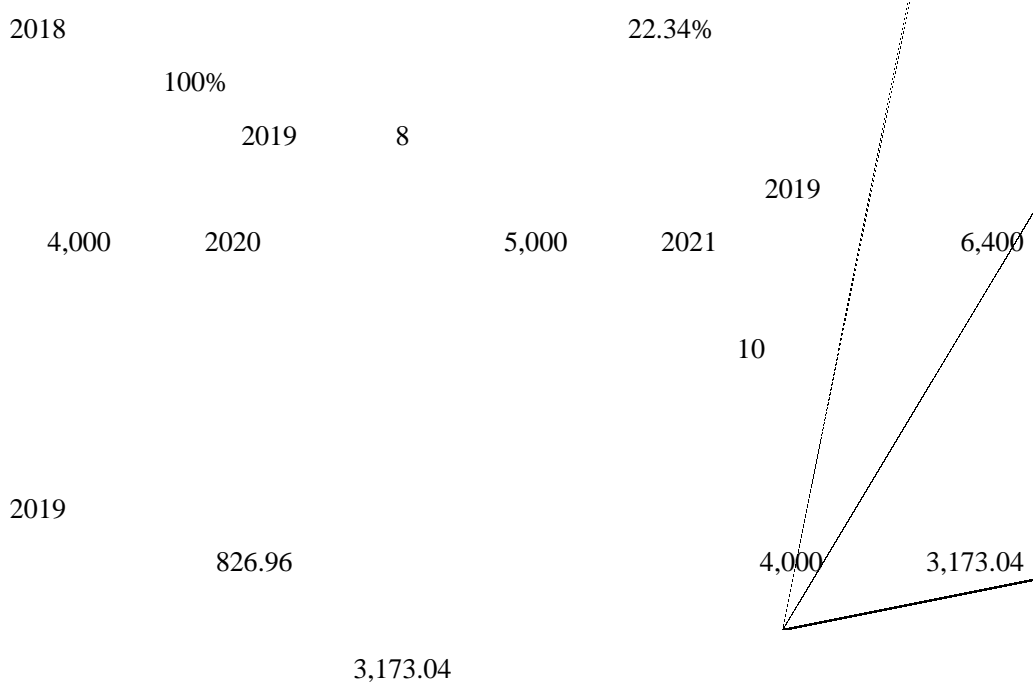
291.80

2020 3 30

2,100

600

()



()

1		
1	45,903,640.83	32,999,130.13
	45,903,640.83	32,999,130.13
	2,295,182.04	1,649,956.51
	43,608,458.79	31,349,173.62

2		

		%		%	
	32,999,130. 13	100.00	1,649,956.5 1	5.00	31,349,173.62

		(%)	
	7,285,580.25	15.87	364,279.01
	4,242,639.32	9.24	212,131.97
	4,124,814.90	8.99	206,240.75
	4,119,554.40	8.97	205,977.72

.
.
.

--

--

3

1

1	1, 495, 170, 150. 65	1, 187, 643, 640. 70
1 2	497, 284, 443. 70	796, 972, 008. 85
2 3	792, 689, 335. 37	199, 765, 186. 40
3 4	194, 578, 892. 84	941, 350, 513. 16

			%
1	1,073,297.36	53,664.87	5.00
1 2	71,261.67	7,126.17	10.00
2 3	3,886,946.57	583,041.99	15.00
	5,031,505.60	643,833.03	

			%
	3,032,776,878.54		
	10,000.00		

	12	(()
	643,833.03			643,833.03

4

	392,889.77	392,889.77	250,943.26		643,833.03
	392,889.77	392,889.77	250,943.26		643,833.03

5

6

	10,000.00	10,000.00
--	-----------	-----------

8

9

10

()

The diagram consists of a solid horizontal line. Below it is a dashed horizontal line. Vertical lines connect the two lines at four points. A small tick mark is located on the dashed line between the second and third vertical lines.

()